



Solar Battery Storage Solution

EcoFlow OCEAN 2 Plus Single-Phase

The Next-Level All-in-One.



Designed to Simplify Every Step of Installation



Ultra-Compact

From indoor to outdoor, from tight spaces to open areas, OCEAN 2 installs with ease.

- 279mm Battery Height
- Footprint Under 0.15m²



Ultra-Light


Only 46 kg each pack, making handling easier and safer on site.



Ultra-Short Installation Time

Pre-Integrated Design, Simpler from Start to Finish.

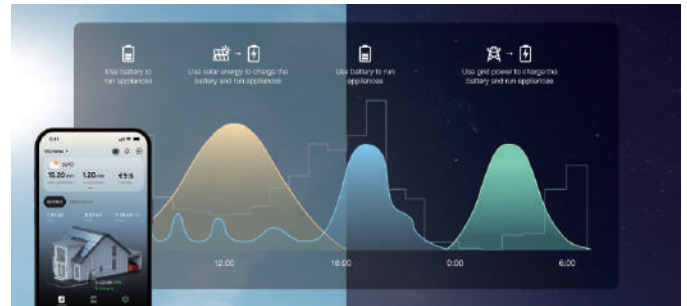
- Built-in handles, captive side screws, and no side decorative covers, **save 20+ minutes**
- Integrated whole-home backup connection, **save 60+ minutes**
- Built-in smart meter, **save 50+ minutes**



Integrated Whole-Home Backup

Enjoy integrated whole-home backup with 72A bypass and 0 ms load-side switching*, ensuring your lights, appliances, and critical systems stay on without noticeable interruption during grid outages. The system also supports intelligent third-party inverter connection on the backup side, giving you greater flexibility when integrating existing solar setups.

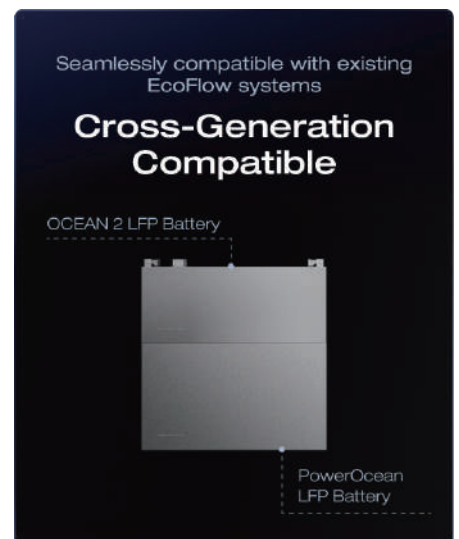
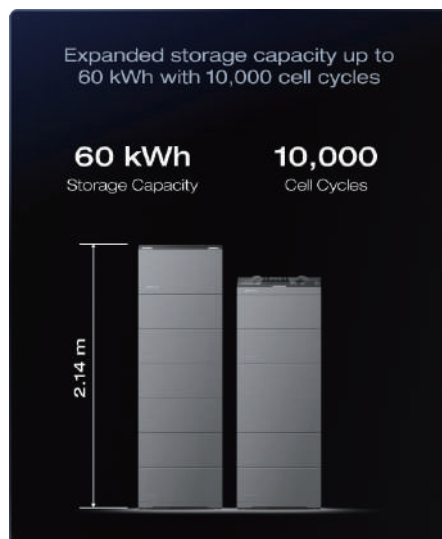

* The 0 ms transfer time applies under the following conditions: compliance with local grid regulations, in the open-circuit state of the power grid, total load power does not exceed the rated output backup power, stable grid conditions.



Maximize Energy Savings Automatically and Intelligently

With EcoFlow HEMS Intelligent Mode (SmartEarning), your system automatically optimizes when to charge and when to use stored energy—helping you reduce electricity bills without manual intervention.

By integrating dynamic electricity tariffs, the system charges the battery when prices are low and powers your home when rates are high. Every charging and discharging decision is made with cost optimization in mind, while also improving the utilization of your solar energy.



Open Ecosystem. Total Home Energy Control.

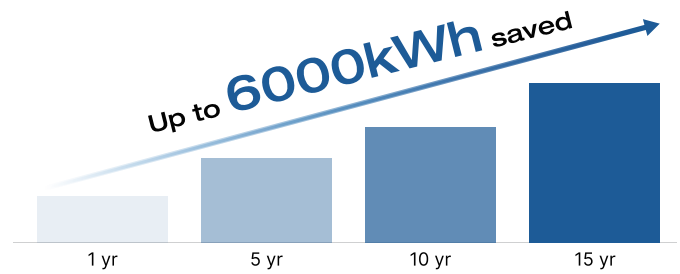
The EcoFlow Home Energy Ecosystem connects solar, battery storage, EV charging, smart heating, and other smart home devices into one seamless platform, giving homeowners complete visibility and control over how energy is generated, stored, and used. EcoFlow works with a variety of smart home platforms and protocols to deliver the ultimate seamless smart home energy experience.



Lower Energy Loss with Just 50W Light-load Power

Not all savings come from peak moments. OCEAN 2 is designed with just 50W light-load power when the battery is discharging, reducing energy loss even when your home demand is low.

From standby hours to low-demand periods, the system minimizes its own energy use while staying ready to respond. Over time, these small efficiency gains add up—turning everyday idle hours into meaningful long-term savings.



*Estimated energy savings are calculated by comparing 50W light-load power with a typical system consuming 160W when the battery is discharging. Figures are based on internal testing and typical household usage scenarios. Actual results may vary.

All-Round Safety, Long-Term Peace of Mind

15-Year Warranty | AFCI Protection | 10 Layers Battery Protection

6 Layers Passive Protection

- Aerogel thermal insulation
- FPC short-circuit protection
- Fire-resistant insulation
- Built-in fire prevention module
- Explosion-proof pressure relief valve
- Aluminium alloy enclosure

4 Layers Active Protection

- NTC temperature monitoring
- AFE chip built into the BMS
- Multi-layer balancing protection
- Cloud BMS early warning



DATASHEET

EcoFlow OCEAN 2 Plus Hybrid Inverter Single-Phase

Technical Specification		EF HD-P1-6K0-S2 EF HD-P1-6K0-S2F	EF HD-P1-8K0-S2 EF HD-P1-8K0-S2F EF HD-P1-8K0-S2A	EF HD-P1-9K9-S2A	EF HD-P1-10K0-S2 EF HD-P1-10K0-S2F	EF HD-P1-12K0-S2 EF HD-P1-12K0-S2F EF HD-P1-12K0-S2A
PV Input	PV Operating Voltage Range(V)	50-900				
	MPPT Voltage Range at Rated Power (V)	500-810				
	MPPT Start-up Voltage (V)	120				
	Max. Input Voltage ¹ (V)	900				
	Max. Input Current per MPPT (A)	16				
	Max. Short Circuit Current per MPPT (A)	20				
	Number of MPPT Trackers	3				
	Number of Strings per MPPT	1				
	Max. Input Power per MPPT(W)	8000				
	Max. Total Input Power (W)	12000	16000	20000	20000	24000
AC Input/ Output (On-grid)	Norminal Output power (W)	6000	8000	9999	10000	12000
	Max. Output Apparent Power(VA)	6600	8800	9999	11000	12000
	Supported Power Grid Types	TN-S, TN-C, TN-C-S, TT systems				
	Nominal Voltage (V)	L-N: 220V AC/230V AC; L+N+PE				
	Nominal Frequency (Hz)	50/60				
	Norminal Output Current	26.1 A@230 V 27.3 A@220 V	34.8 A@230 V 36.4 A@220 V	43.5 A@230 V 45.5 A@220 V	43.5 A@230 V 45.5 A@220 V	52.2 A@230 V 54.5 A@220 V
	Max. Output Current (A)	32.1	42.8	53.5	53.5	64.2
	Power Factor	0.8 leading~0.8 lagging				
	Max. Input Current (A)	72				
	THDi at Full Load	Current Total Harmonic Distortion ≤3%				
AC Output (Backup)	Nominal Output Current (A)	26.1 A@230 V 27.3 A@220 V	34.8 A@230 V 36.4 A@220 V	43.5 A@230 V 45.5 A@220 V	43.5 A@230 V 45.5 A@220 V	52.2 A@230 V 54.5 A@220 V
	Nominal Voltage (V)	L-N: 220V AC/230V AC; L+N+PE				
	Nominal Frequency (Hz)	50/60				
	Off-grid THDu	≤2%				
Battery Input/Output	Rated Voltage (V)	800				
	Voltage Range (V)	720-900				
	Battery Capacity	Up to 12 battery modules				
	Communication Method	CAN				
Parallel Installation	Maximum On-Grid Capacity ²	Up to 5 cascaded inverters				
	Maximum Off-Grid Capacity	Up to 2 cascaded inverters				
Efficiency	Max. Efficiency	97.6%				
	Deep power saving Mode(W)	15				
	Self Consumption (Light-load scenario) ³ (W)	50				
Protection	Grid-to-Off-grid Switching Time ⁴ (ms)	0				
	Off-grid-to-Grid Switching Time ⁴ (ms)	0				
	GFCI	Yes				
	AFCI	Yes				
	PV Insulation Resistance Detection	Yes				
	PV Reverse Polarity Protection	Yes				
	Emergency Power Off (EPO)	Yes				
	AC Overcurrent Protection	Yes				
	AC Short Circuit Protection	Yes				
	AC Overvoltage Protection	Yes				
General	Operating Temperature Range (°C)	-20 to 60				
	Storage Temperature (°C)	-30 to 60				
	Relative Humidity	0 to 100%				
	Operating Altitude (m)	3000 (>2000 derating)				
	User Interface	LED & APP				

General	User Interface	LED & APP
	Communication Method	Bluetooth, WiFi, RS485, CAN
	Wi-Fi Frequency Range Maximum Output Power	2.4GHz~2.4835 GHz, 5.15GHz~5.35GHz, 5.47GHz~5.725GHz, 5.725GHz~5.85GHz <20dBm
	Bluetooth Frequency Range Maximum Output Power	2,402GHz~2,480GHz <20dBm
	Weight (kg)	Approx. 36.5
	Dimension (WxDxH mm)	Approx. 679.6 × 406.5 × 203.2
	Anti-Theft	Supported
	Ingress Protection Rating	IP66
	Mounting Method ⁵	Floor Stand / Wall Mounted
	Environmental Category	Outdoor / Indoor
Compliance	Safety Standards	IEC/EN 62109-1, IEC/EN 62109-2, AS 60947.3, ISO4892-4
	Grid-tied Standards	EN 50549, G99, UNE, NTS, AS/NZS4777.2
	EMC&RF	EN 301 489-1, EN 301 489-3, EN 301 489-17, EN 300 328, EN 301 893, EN 300 440, EN IEC 61000-6-1, EN IEC 61000-6-2, EN IEC 61000-6-3, EN IEC 61000-6-4, EN 61000-3-11, EN 61000-3-12, EN IEC 62311, EN 62311, EN 50665, EN62920, EN 55011

¹ PV input voltage should not exceed the specified maximum value. Exceeding this limit may trigger system protection or affect normal operation.

² In grid-connected parallel operation, load-side current is limited by the maximum input current rating of the grid port.

³ 50±1W indicates the system self-consumption measured under light-load conditions (<300W total load) in a laboratory environment for one OCEAN2 inverter and two OCEAN2 5kWh Battery.

⁴ The 0 ms transfer time applies under the following conditions: compliance with local grid regulations, in the open-circuit state of the power grid, total load power does not exceed the rated output backup power, stable grid conditions.

⁵ Maximum 3 battery packs supported for wall-mounted installation.

EcoFlow OCEAN 2 LFP Battery 5kWh

Technical Specifications		EF BD-5-S2	EF BD-10-S2	EF BD-15-S2	EF BD-20-S2	EF BD-25-S2	EF BD-30-S2
Performance	Battery Nominal Capacity (kWh)	5.02	10.04	15.06	20.08	25.10	30.12
	Depth of Discharge	100%					
	Nominal Voltage (V)	400 / 800					
	Operating Voltage Range (V)	360-520 / 720-960					
	Maximum Input Power (400/800) (W) *	2500 / 2500	5000 / 5000	7500 / 7500	10000 / 10000	12000 / 12500	12000 / 15000
	Maximum Output Power (400/800) (W) *	3400 / 3400	6800 / 6800	10200 / 10200	12500 / 13600	12500 / 17000	12500 / 20400
	Battery Cell Type	LiFePO ₄					
Compliance	Certificates	CE MARK					
	Safety Standard	IEC/EN 62619, IEC/EN 62040-1, IEC/EN 62477-1, ISO 13849-1, VDE-AR-E 2510-50					
	Delivery Standard	UN38.3					
	EMC	EN 61000-6-1, EN 61000-6-2, EN 61000-6-3, EN 61000-6-4					
General	Dimension (mm) (base and junction box included; adjustable feet excluded)	679.6×195.6×494.75	679.6×195.6×774.45	679.6×195.6×1054.15	679.6×195.6×1333.85	679.6×195.6×1613.55	679.6×195.6×1893.25
	Weight (kg) (base and junction box included; adjustable feet excluded)	54.6	100.1	145.6	191.1	236.6	282.1
	Installation	Floor Stand: A stack of up to 6 batteries, up to 4 stacks can be connected in parallel. Wall Mounted: A stack of up to 3 batteries, up to 4 stacks can be connected in parallel					
	Operating Temperature (°C)	-20 to 55					
	Storage Temperature (°C)	-25 to 60					
	Max. Operating Altitude (m)	3000					
	Cooling Method	Natural convection					
	Relative Humidity	0%-100% (Condensing)					
	IP Rated	IP66					
	Protective Class	I					
Protection	Over-charge/over-discharge protection, over-voltage/under-voltage protection, over-current protection, short-circuit protection, reverse-polarity protection, temperature protection, thermal-runaway protection, leakage-current protection, insulation protection, over-pressure protection, automatic power-off protection, emergency shutdown						



Contact Us:

Email: solutionservice.eu@ecoflow.com

Web: www.homebattery.ecoflow.com

Follow Us:

Facebook/Instagram: [@ecoflowtech](#)

Youtube: [Ecoflow EU](#)

LinkedIn: [@EcoFlow](#)