


## Notice – New Base Cables Kit for Flexible SigenStack Installation

### Background

In the standard SigenStack installation, up to 4 stacks can be deployed in one system. However, due to the fixed distance of 450 mm between the bases of each stack, all stacks must be aligned in a straight row.



When attempting 90° corner installation or 180° back-to-back installation, limitations arise due to the bending radius of internal base cables and the absence of cable protection solutions. As a result, such installation configurations cannot be achieved with the current standard setup.

To address this limitation and enhance installation flexibility, new base cable kits are introduced.

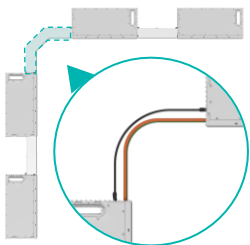

### Basic information

Product Code	Product Model	Dimensions (W / D / H)	Weight	CRM Launch
11180024	SigenStack Base Cables Kit 800	588 / 388 / 310 mm	12.8 kg	2026/05/30
11180025	SigenStack Base Cables Kit 1000	588 / 388 / 354 mm	14.8 kg	2026/05/30

**Note:** All dimensions and weight are for the Installation kit packing box.

### Product introduction



The new SigenStack Base Cables Kits **include extended base cables & cable protection covers**, enabling flexible installation of adjacent stack bases.

<p><b>SigenStack Base Cables Kit 800</b> enables a base spacing of 800 mm, supporting 90° corner installations.</p>	<p><b>SigenStack Base Cables Kit 1000</b> enables a base spacing of 1000 mm, supporting 180° back-to-back installations.</p>
	

With the extended cable length, installers can now configure SigenStack systems in more flexible layouts beyond a straight-line arrangement.

## Notice – New Base Cables Kit for Flexible SigenStack Installation

### Application Scenarios

<p style="text-align: center;"><b>90° Corner Installation</b></p> <p>Use 1X SigenStack Base Cables Kit 800 between stacks</p>	
<p style="text-align: center;"><b>180° Back-to-Back Installation</b></p> <p>Use 1X SigenStack Base Cables Kit 1000 between stacks</p>	

### Other information

- The outer packaging label (You can find the label on the packing box as below)






## Notice – New Base Cables Kit for Flexible SigenStack Installation

### 2. SigenStack Base Cables Kit 800/1000 Packing List


















**SigenStack Base Cables Kit 800 Packing list**


No.	Name	Part No. (In-line coding)	Diagram	Quantity (Pcs/Set)
1	Bus cable-800	122100110		1
2	Balance cable-800	122100111		1
3	Signal cable-800	122100112		1
4	Black Power cable-800	122100113		1
5	Orange Power cable-800	122100114		1
6	PE cable-800	122100115		1
7	Mark Model-800	6901002033		1
8	Cable Protection Cover-800-Right Support	1205000321		1
9	Cable Protection Cover-800-Left Support	1205000322		1
10	Cable Protection Cover-800-Middle Support	1301001071		1
11	Cable Protection Cover-800-Right Cover	1205000323		1
12	Cable Protection Cover-800-Left Cover	1205000324		1
13	Cable Protection Cover-800-Middle Cover	1301001074		1
14	Screw(M5X16)	1401000501		3
15	Wing Nut(M5)	1400000140		3
16	Wing Screw(M5X8)	1400000141		3
17	Installation Guide	3101002004		1
18	Packing list	6503002023		1



**SigenStack Base Cables Kit 1000 Packing list**

No.	Name	Part No. (In-line coding)	Diagram	Quantity (Pcs/Set)
1	Bus cable-1000	122100119		1
2	Balance cable-1000	122100120		1
3	Signal cable-1000	122100121		1
4	Black Power cable-1000	122100117		1
5	Orange Power cable-1000	122100116		1
6	PE cable-1000	122100118		1
7	Mark Model-1000	6901002030		1
8	Cable Protection Cover-1000-Left Support	6804002006		1
9	Cable Protection Cover-1000-Right Support	6804002007		1
10	Cable Protection Cover-1000-Left Cover	6002002067		1
11	Cable Protection Cover-1000-Right Cover	6002002068		1
12	Screw(M5X16)	1401000501		3
13	Wing Nut(M5)	1400000140		4
14	Installation Guide	3101002003		1
15	Packing list	6503002024		1

### 3. 90° corner installation & 180° back-to-back Installation guide



## Contacts

If any question or enquires, please contact us:

[sales@sigenergy.com](mailto:sales@sigenergy.com) or [service@sigenergy.com](mailto:service@sigenergy.com)