

Harvest the Sunshine

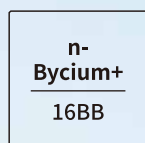
540W



JA SOLAR

JAM60D42 LB Black Frame n-type Double Glass Bifacial Modules

Premium Cells



MBB Half-Cell
Technology

26%



Cell Conversion
Efficiency

Premium Modules



Higher power
generation better LCOE



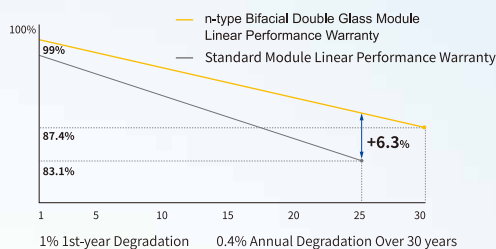
n-type with very
Lower LID



Better Temperature
Coefficient



Better low irradiance
response



25-year product
warranty



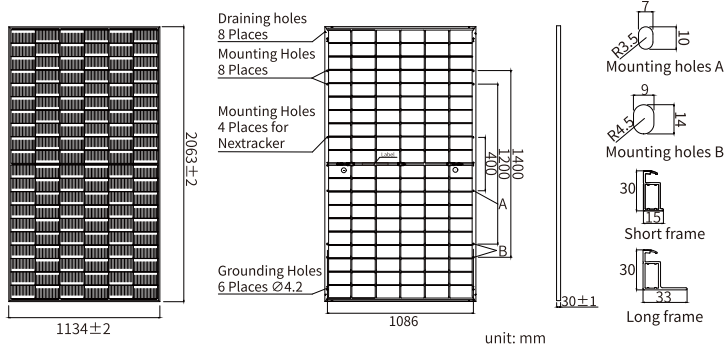
30-year linear power
output warranty

Comprehensive Certificates

- IEC 61215, IEC 61730, UL 61215, UL 61730
- ISO 9001: 2015 Quality management systems
- ISO 14001: 2015 Environmental management systems
- ISO 45001: 2018 Occupational health and safety management systems
- IEC 62941: 2019 Terrestrial photovoltaic (PV) modules - Quality system for PV module manufacturing



DEEP BLUE 4.0 Pro



MECHANICAL PARAMETERS

Cell	Mono
Weight	28.8kg
Dimensions	2063±2mm×1134±2mm×30±1mm
Cable Cross Section Size	4mm ² (IEC), 12 AWG(UL)
No. of cells	120(6×20)
Junction Box	IP68, 3diodes
Connector	QC 4.10-351/ MC4-EVO2A
Cable Length (Including Connector)	Portrait: 300mm(+)/400mm(-) Landscape: 1200mm(+)/1200mm(-)
Front Glass/Back Glass	2.0mm/2.0mm
Packaging Configuration	36pcs/Pallet, 792pcs/40HQ Container

Remark: customized frame color and cable length available upon request

ELECTRICAL PARAMETERS AT STC

TYPE	JAM60D42 -515/LB	JAM60D42 -520/LB	JAM60D42 -525/LB	JAM60D42 -530/LB	JAM60D42 -535/LB	JAM60D42 -540/LB
Rated Maximum Power(P _{max}) [W]	515	520	525	530	535	540
Open Circuit Voltage (V _{oc}) [V]	43.33	43.53	43.73	43.93	44.13	44.33
Maximum Power Voltage(V _{mp}) [V]	36.15	36.37	36.59	36.81	37.03	37.25
Short Circuit Current(I _{sc}) [A]	15.11	15.16	15.21	15.26	15.31	15.36
Maximum Power Current(I _{mp}) [A]	14.25	14.30	14.35	14.40	14.45	14.50
Module Efficiency [%]	22.0	22.2	22.4	22.7	22.9	23.1
Power Tolerance	0~+3%					
Temperature Coefficient of I _{sc} (α _{Isc})	+0.045%/°C					
Temperature Coefficient of V _{oc} (β _{Voc})	-0.250%/°C					
Temperature Coefficient of P _{max} (γ _{Pmp})	-0.290%/°C					
STC	Irradiance 1000W/m ² , cell temperature 25°C, AM1.5G					

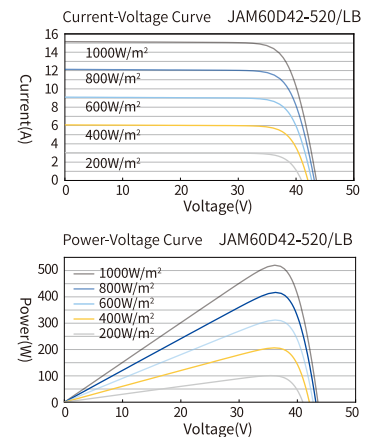
Remark: Electrical data in this catalog do not refer to a single module and they are not part of the offer. They only serve for comparison among different module types.

ELECTRICAL CHARACTERISTICS WITH 10% SOLAR IRRADIATION RATIO

TYPE	JAM60D42 -515/LB	JAM60D42 -520/LB	JAM60D42 -525/LB	JAM60D42 -530/LB	JAM60D42 -535/LB	JAM60D42 -540/LB
Rated Max Power(P _{max}) [W]	556	562	567	572	578	583
Open Circuit Voltage(V _{oc}) [V]	43.33	43.53	43.73	43.93	44.13	44.33
Max Power Voltage(V _{mp}) [V]	36.15	36.37	36.59	36.81	37.03	37.25
Short Circuit Current(I _{sc}) [A]	16.32	16.37	16.43	16.48	16.53	16.59
Max Power Current(I _{mp}) [A]	15.39	15.44	15.50	15.55	15.61	15.66
Irradiation Ratio (rear/front)	10%					

* For Nextacker installations, maximum static load please take compatibility approve letter between JA Solar and Nextacker for reference.

CHARACTERISTICS



OPERATING CONDITIONS

Maximum System Voltage	1500V DC
Operating Temperature	-40°C~+85°C
Maximum Series Fuse Rating	30A
Maximum Static Load, Front*	5400Pa(112 lb/ft ²)
Maximum Static Load, Back*	2400Pa(50 lb/ft ²)
NOCT	45±2°C
Bifaciality	80%±5%
Safety Class	Class II
Fire Performance	UL Type 29/Class C