

Hi-MO **X6^{Max}** Explorer

LR7-72HTH

605~615M

- Suitable for Distribution Market
- Simple design embodies modern style
- Highest efficiency with the best energy generation performance
- Better product warranty, better service



15-year Warranty for
Materials and Processing



25-year Warranty for Extra
Linear Power Output

Complete System and Product Certifications

IEC 61215, IEC 61730, UL 61730

ISO9001:2015: ISO Quality Management System

ISO14001: 2015: ISO Environment Management System

ISO45001: 2018: Occupational Health and Safety

IEC62941: Guideline for module design qualification and type approval

LONGi



22.8%
MAX MODULE
EFFICIENCY


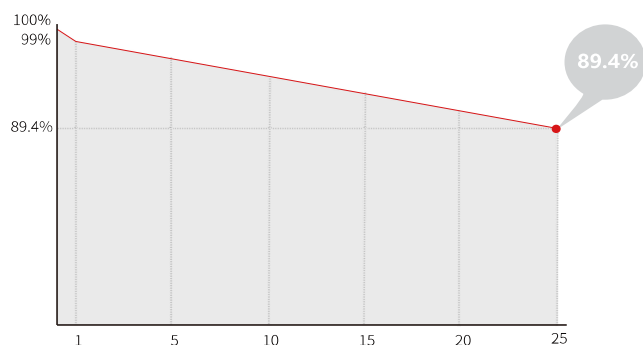
0~3%
POWER
TOLERANCE

<1%
FIRST YEAR
POWER DEGRADATION

0.40%
YEAR 2-25
POWER DEGRADATION

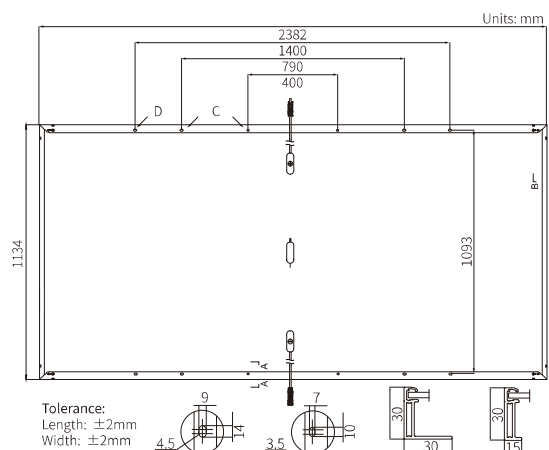
Additional Value

25-Year Power Warranty



Mechanical Parameters

| | |
|------------------|--|
| Cell Orientation | 144 (6×24) |
| Junction Box | IP68 |
| Output Cable | 4mm², +400, -200mm/±1400mm length can be customized |
| Glass | Single glass, 3.2mm coated tempered glass |
| Frame | Anodized aluminum alloy frame |
| Weight | 28.5kg |
| Dimension | 2382×1134×30mm |
| Packaging | 36pcs per pallet / 144pcs per 20' GP / 720pcs per 40' HC |



Electrical Characteristics

STC : AM1.5 1000W/m² 25°C

NOCT: AM1.5 800W/m² 20°C 1m/s

Test uncertainty for P_{\max} : $\pm 3\%$

| Electrical Characteristics | Overall: 100W/m ² 25°C | | Overall: 600W/m ² 25°C | | Reference only for 170W/m ² | |
|----------------------------------|-----------------------------------|-------|-----------------------------------|-------|--|-------|
| | LR7-72HTH-605M | | LR7-72HTH-610M | | LR7-72HTH-615M | |
| Module Type | STC | NOCT | STC | NOCT | STC | NOCT |
| Testing Condition | | | | | | |
| Maximum Power (Pmax/W) | 605 | 452.1 | 610 | 455.9 | 615 | 459.6 |
| Open Circuit Voltage (Voc/V) | 52.27 | 49.17 | 52.42 | 49.22 | 52.57 | 49.36 |
| Short Circuit Current (Isc/A) | 14.74 | 11.91 | 14.80 | 11.95 | 14.87 | 12.01 |
| Voltage at Maximum Power (Vmp/V) | 44.03 | 40.18 | 44.18 | 40.32 | 44.33 | 40.46 |
| Current at Maximum Power (Imp/A) | 13.75 | 11.26 | 13.81 | 11.31 | 13.88 | 11.36 |
| Module Efficiency(%) | 22.4 | | 22.6 | | 22.8 | |

Operating Parameters

| | |
|------------------------------------|------------------|
| Operational Temperature | -40°C ~ +85°C |
| Power Output Tolerance | 0 ~ 3% |
| Maximum System Voltage | DC1500V (IEC/UL) |
| Maximum Series Fuse Rating | 25A |
| Nominal Operating Cell Temperature | 45±2°C |
| Protection Class | Class II |
| Fire Rating | IEC Class C |

Mechanical Loading

| | |
|-----------------------------------|--------------------------------------|
| Front Side Maximum Static Loading | 5400Pa |
| Rear Side Maximum Static Loading | 2400Pa |
| Hailstone Test | 25mm Hailstone at the speed of 23m/s |

Temperature Ratings (STC)

| | |
|---------------------------------|------------|
| Temperature Coefficient of Isc | +0.050%/°C |
| Temperature Coefficient of Voc | -0.230%/°C |
| Temperature Coefficient of Pmax | -0.280%/°C |