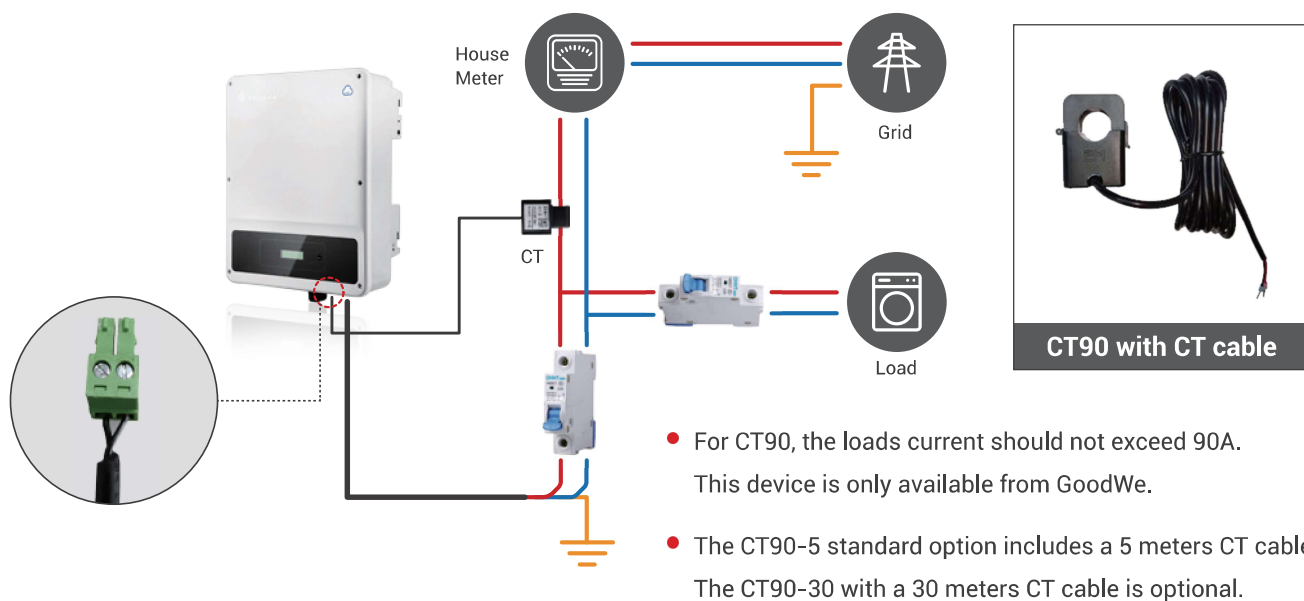

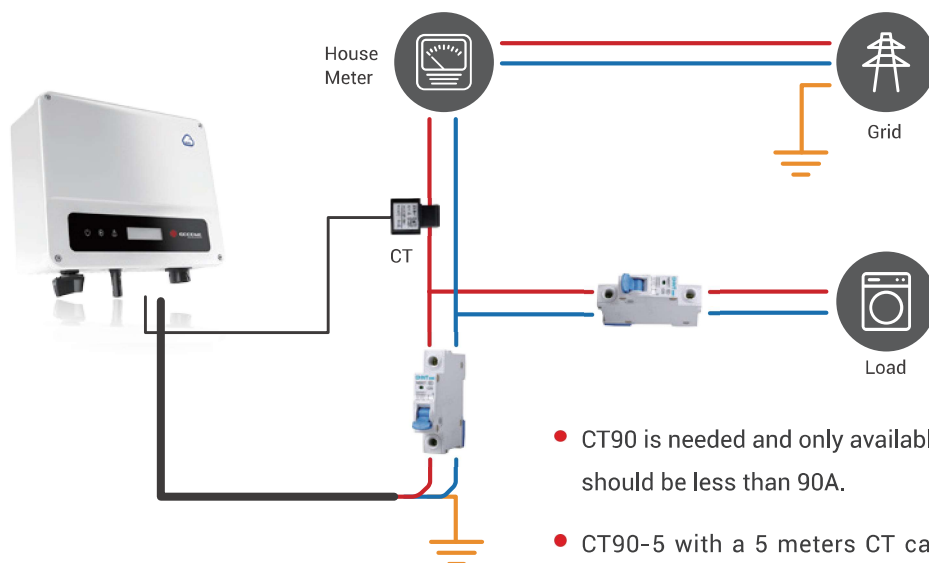


HOW TO ACHIEVE EXPORT POWER LIMIT FUNCTION ON DIFFERENT SCENARIOS

/ Single NS / DNS Inverter with ARC Solution

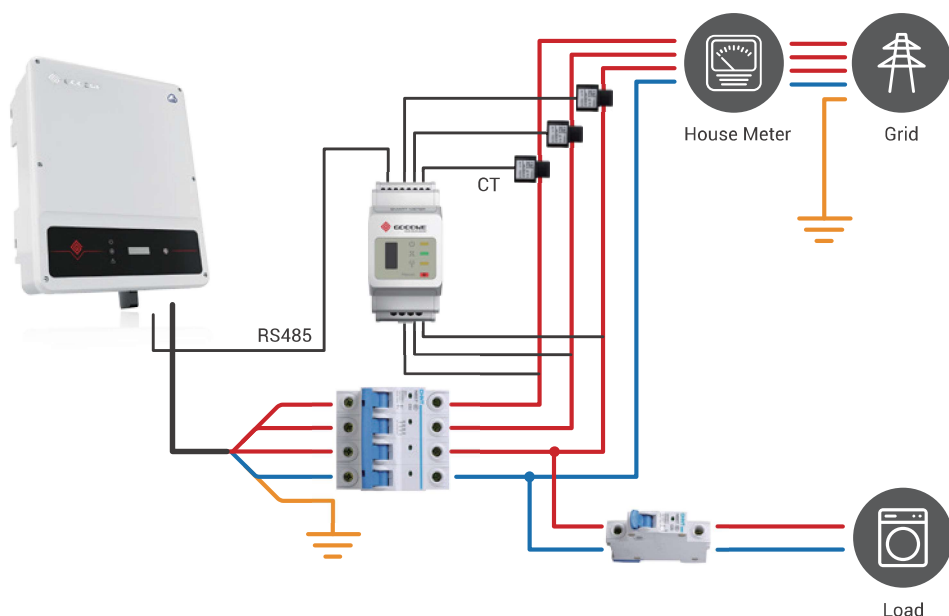


/ Single XS / MS Inverter with ARC Solution



- CT90 is needed and only available from GoodWe. The loads current should be less than 90A.
- CT90-5 with a 5 meters CT cable is standard, CT90-30 with a 30 meters CT cable is optional. XS / MS without ARC function is impossible to achieve export power limit function.


/ Single SDT G1 / SDT G2 / DT with ARC or SMT / MT Inverter Solution



- GM3000 is needed and only available from GoodWe. The loads current should be less than 120A on each phase.
- GM3000 RJ45 connector can be removed and replaced by RS485 cable (RS485 A to GM3000 2 port, RS485 B to GM3000 1 port).
- SDT G2 without ARC function is impossible to achieve export power limit function.
- Because the output current of GW80K-MT & GW80KLBF-MT is higher than 120A, the solution for these two models should be SEC1000.



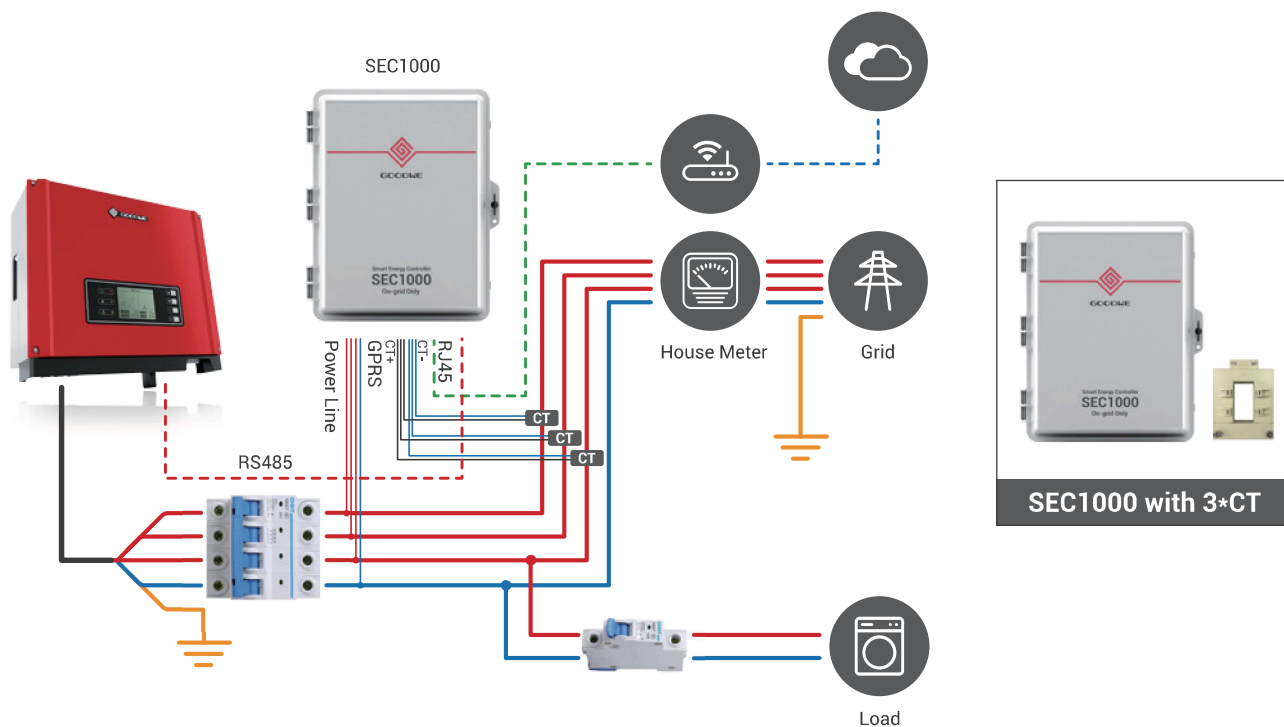
CT90



GM3000

- CT diameter of CT90 / GM3000 is 16mm
- Reaction time of CT90 / GM3000 is less than 100ms
- The Max. current for CT90 is 90A. The Max. current of GM3000 is 120A on each phase. If the loads total current or main breaker current is higher than 90A or 120A, you must choose SEC1000 instead of CT90 / GM3000.

/ Single SDT G1 / DT Inverter without ARC Solution



- SEC1000 is needed and only available from GoodWe. The CT ratio should be 250 / 5A on each phase.
- The CT can be purchased from GoodWe or other third parties.