


FRONIUS SMART METER

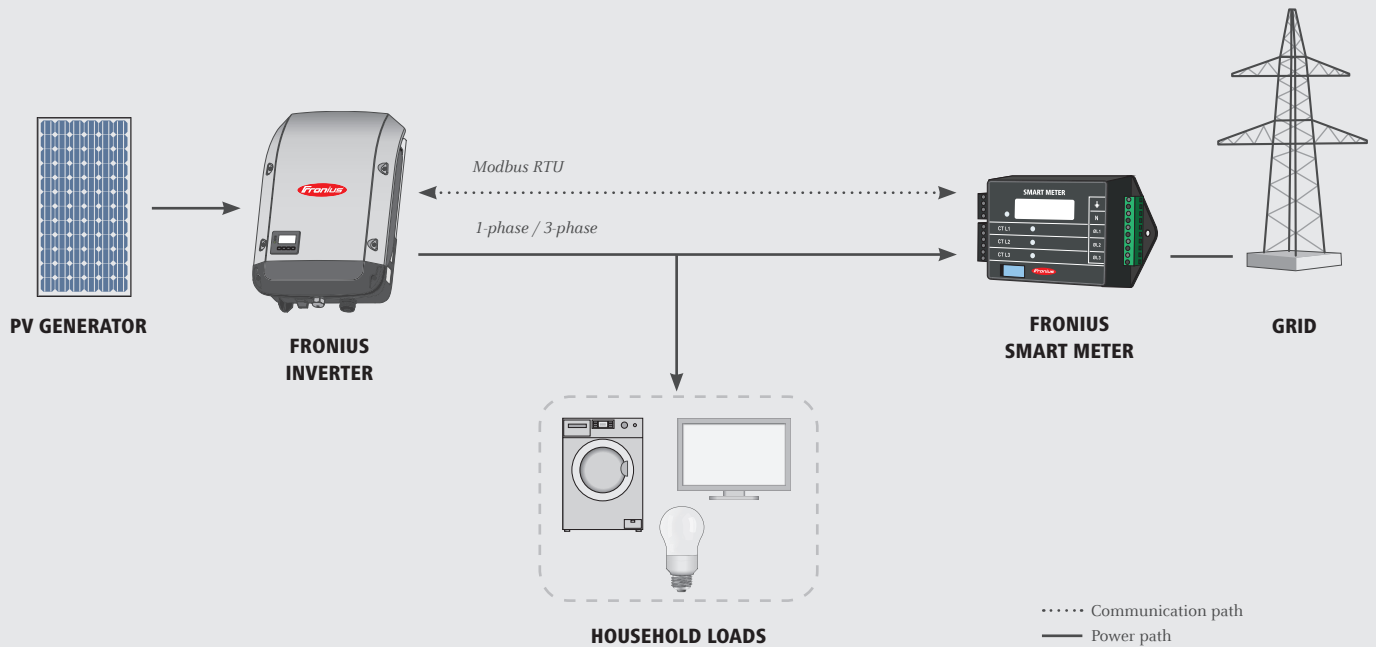
/ Bi-directional energy meter for feed-in management and energy consumption monitoring



Introducing the Fronius Smart Meter, a bidirectional energy meter. Thanks to its high accuracy and fast communication speed via Modbus RTU, the meter is suitable for dynamic feed-in management and grid-tied zero export PV systems. Together with Fronius Solar.web monitoring, the Fronius Smart Meter offers a detailed overview of a home or business' energy consumption. The Fronius Smart Meter is compatible with the Fronius IG Plus, Fronius Galvo, Fronius Primo, and Fronius Symo inverters.

	FRONIUS SMART METER 240 V-3 UL	FRONIUS SMART METER 480 V-3 UL	FRONIUS SMART METER 600 V-3 UL
Operating voltage range (line to line)	166 V – 276 V	384 V – 552 V	480 V - 690 V
Frequency	50 Hz to 60 Hz		
Connections	Euroblock style pluggable terminal blocks (12 AWG / 2.5 mm ²)		
Self-consumption	1.2 W (60 Hz)	1.2 W (60 Hz)	1 W (60 Hz)
Maximum rated apparent power	4 VA	3 VA	3 VA
Accuracy	± 0.5 % (see manual for details)		
Mounting	Indoor: Wall-mounted Outdoor: If mounted inside an electrical enclosure that is rated NEMA 3R or 4 / IP 66		
Temperature range	-30 C to 55 C		
Dimensions (H x W x D)	38 x 143 x 85 mm (1.49 x 5.63 x 3.35 in.)		
Weight	310 g (0.68 lb)		
Interface to inverter	Modbus RTU (RS 485)		
Certificates / listings	UL 61010-1, CAN/CSA-C22.2 No. 61010-1-04, IEC 61010-1, EN 61326: 2002, EN61000-4-2, EN61000-4-3, EN 61000-4-4, EN 61000-4-5, EN 61000-4-6, EN 61000-4-11, FCC Part 15 Class B, EN 55022: 1994 Class B		
Current transformers	Primary: 1 – 3000 A / secondary: use only CTs with voltage output 333 mV		
Supported grid types	1-phase 3-wire (split-phase), 1-phase 2-wire without N, 3-phase 4-wire (WYE), 3-phase 3-wire without N (Delta), 3-phase 4-wire delta (High-leg delta / stinger grid)		3-phase 4-wire (WYE)
Power supply	Self-supplied, No external power supply required		

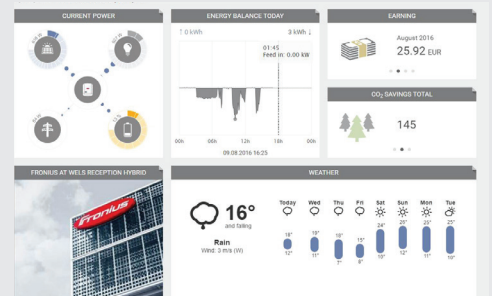
CONFIGURATION DIAGRAM



The Fronius Smart Meter is compatible with all inverters with an RS485 interface (Modbus RTU). The Fronius Smart Meter works in conjunction with the Fronius Datamanager 2.0 for the Fronius IG Plus inverters. The Fronius Smart Meter can be retrofitted at any time together with the Fronius Datamanager 2.0 in inverters that have already been installed.

ADVANTAGES AT A GLANCE

- Feed-in management and dynamic power reduction
- Grid-tied zero export
- Easy configuration of dynamic feed-in on the Fronius Datamanager 2.0 software interface
- Visualization of energy consumption in Fronius Solar.web
- Optimized energy management with the Fronius storage solution



/ Perfect Welding / Solar Energy / Perfect Charging

WE HAVE THREE DIVISIONS AND ONE PASSION: SHIFTING THE LIMITS OF POSSIBILITY.

/ Whether welding technology, photovoltaics or battery charging technology – our goal is clearly defined: to be the innovation leader. With around 3,700 employees worldwide, we shift the limits of what's possible – our record of over 800 granted patents is testimony to this. While others progress step by step, we innovate in leaps and bounds. Just as we've always done. The responsible use of our resources forms the basis of our corporate policy.

Further information about all Fronius products and our global sales partners and representatives can be found at www.fronius.com

v06 Apr 2016 EN

AODA Compliance Statement

Fronius will make written information and other forms of communication material accessible upon request.

Fronius Canada Ltd.

2875 Argentinia Road, Units 4, 5 & 6
Mississauga, ON L5N 8G6
Canada
pvsales-canada@fronius.com
905-288-2100
www.fronius.ca